

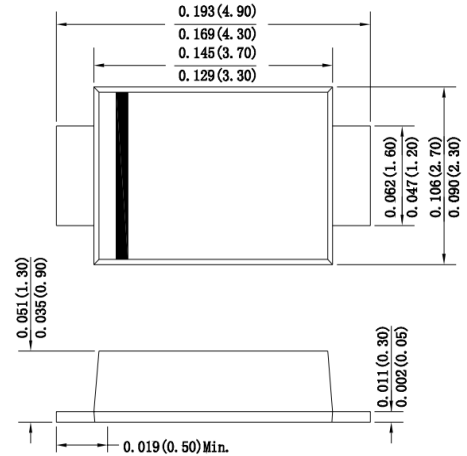
M1F~M7F

1.0Amp Standard Surface Mounted Rectifiers

Features

- ◆ The plastic package carries Underwriters Laboratory Flammability Classification 94V-0
- ◆ Idea for printed circuit board
- ◆ Glass passivated Junction chip
- ◆ Low reverse leakage
- ◆ High forward surge current capability
- ◆ High temperature soldering guaranteed 250°C/10 seconds at terminals

SMAF



Dimensions in inches and (millimeters)

Mechanical Data

Case : Molded plastic body
 Terminals : Solder plated, solderable per MIL-STD-750, Method 2026
 Polarity : Polarity symbol marking on body
 Mounting Position : Any
 Weight : 0.0014 ounce, 0.038 grams

Maximum Ratings And Electrical Characteristics

Ratings at 25°C ambient temperature unless otherwise specified. Single phase half-wave 60Hz, resistive or inductive load, for capacitive load current derate by 20%.

Parameter	SYMBOLS	M1F	M2F	M3F	M4F	M5F	M6F	M7F	UNITS
Maximum repetitive peak reverse voltage	V_{RRM}	50	100	200	400	600	800	1000	V
Maximum RMS voltage	V_{RMS}	35	70	140	280	420	560	700	V
Maximum DC blocking voltage	V_{DC}	50	100	200	400	600	800	1000	V
Maximum average forward rectified current at $T_L=100^\circ\text{C}$	$I_{(AV)}$	1.0							A
Peak forward surge current, 8.3ms single half sine-wave superimposed on rated load	I_{FSM}	30.0							A
Maximum instantaneous forward voltage at 1.0A	V_F	1.10							V
Maximum DC reverse current $T_A=25^\circ\text{C}$ at rated DC blocking voltage $T_A=125^\circ\text{C}$	I_R	5.0 500							μA
Typical junction capacitance (Note1)	C_J	15.0							pF
Typical thermal resistance	R_{QA}	70.0							$^\circ\text{C/W}$
Operating junction and storage temperature range	T_J, T_{STG}	-55 to +150							$^\circ\text{C}$

Note: 1. Measured at 1MHz and applied reverse voltage of 4.0V D.C.

Ratings And Characteristic Curves

FIG. 1- DERATING CURVE OUTPUT RECTIFIED CURRENT

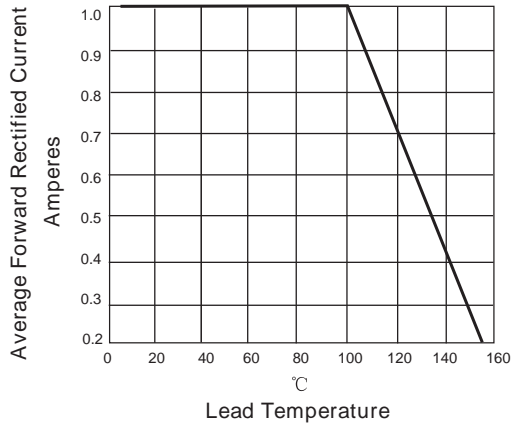


FIG. 2-MAXIMUM NON-REPETITIVE PEAK FORWARD SURGE CURRENT PER LEG

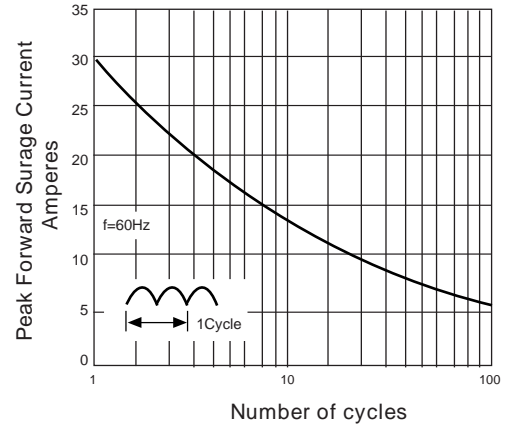


FIG. 3-TYPICAL FORWARD VOLTAGE CHARACTERISTICS

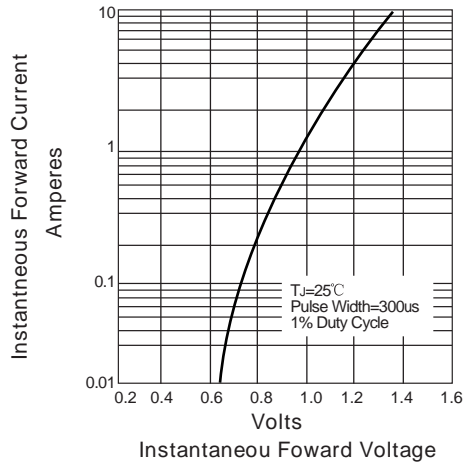


FIG. 4-TYPICAL REVERSE LEAKAGE CHARACTERISTICS

